

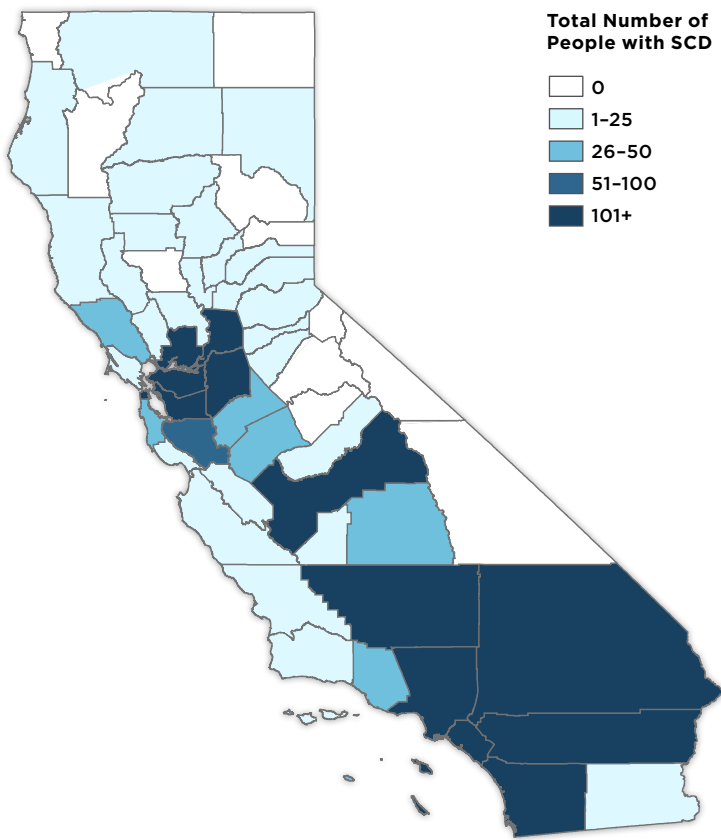
Sickle Cell Disease (SCD) in CALIFORNIA

THE CALIFORNIA SCDC PROGRAM FOUND

6,765

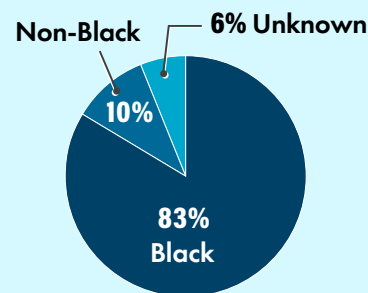
PEOPLE LIVING WITH SCD*

California's Sickle Cell Data Collection (SCDC) program works with CDC to study long-term trends in diagnosis, treatment, and healthcare access. Improving and expanding SCDC may inform better health care and better health outcomes, and can address the impact of racism, prejudice, and discrimination.



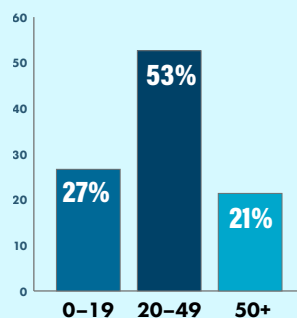
More than 80% of counties have at least one resident living with SCD.*

THE MAJORITY OF BABIES BORN WITH SCD ARE BLACK/AFRICAN AMERICAN.**



People with SCD often face disparities that impact all aspects of life.

OVER HALF OF PEOPLE LIVING WITH SCD ARE AGED 20-49 YEARS.*



On average, people with SCD have a 20- to 30-year shorter lifespan than people without SCD.

*Data from 2019, **Data from 2015-2019

Through collaboration and partnerships, California SCDC educates, informs, and supports the SCD community across the lifespan. For examples of the SCDC program's impact, visit bit.ly/3TqFOsA and subscribe to The Bloodline newsletter.

NOTE: The information on this page is based on data available to the SCDC program as of July 2024 and may not fully reflect the entire population of people currently living within the state. Data were not available to further subdivide the non-Black category. Nor were data available on Hispanic ethnicity. Previous studies of the entire United States indicate that more than 90% of people with SCD are non-Hispanic Black and an estimated 3%-9% are Hispanic or Latino. Percentages may not add up to 100% due to rounding. To better understand data availability and sources, please visit cdc.gov/scdc or aim your smartphone's camera at the QR code on this page for the state-specific SCDC page.

